



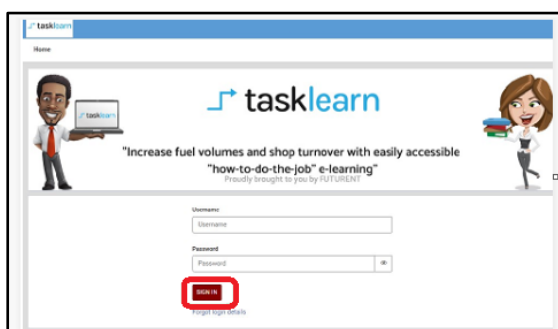
HOW TO LOGIN AND COMPLETE A MODULE ON A LAPTOP/DESKTOP



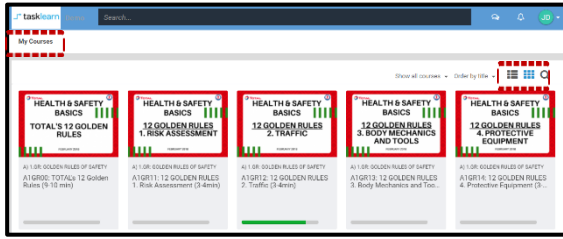
- To complete courses on a desktop or laptop you do not need to download an app or software.
- You will use your internet web browser (we recommend using google chrome).

Follow these steps to start completing your courses or modules:

- Open your web browser
- Below is a list of all 'tasklearn' web links. Choose the link that belongs to your oil company to access your 'tasklearn' home page:
- AFGRI - <https://afgriretail.futurent.efrontlearning.com>
- ASTRON ENERGY- <https://astronenergy.futurent.efrontlearning.com>
- BP - <https://bp.futurent.efrontlearning.com>
- ENGEN - <https://engine.futurent.efrontlearning.com>
- HINTERLAND FUELS - <https://hinterlandfuels.futurent.efrontlearning.com>
- HINTERLAND RETAIL - <https://hinterlandretail.futurent.efrontlearning.com>
- MBT - <https://mbt.futurent.efrontlearning.com>
- SASOL - <https://sasol.futurent.efrontlearning.com>
- SHELL - <https://shell.futurent.efrontlearning.com>
- TOTALENERGIES - <https://total.futurent.efrontlearning.com>
- UNBRANDED SITES - <https://tasklearn.futurent.efrontlearning.com>
- VIVA - <https://viva.futurent.efrontlearning.com>
- ZANRAY - <https://zanray.futurent.efrontlearning.com>

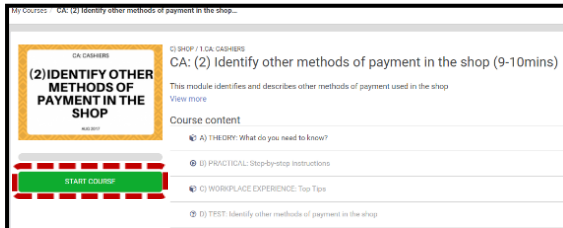


1. Enter your username and password
Click on 'SIGN IN'



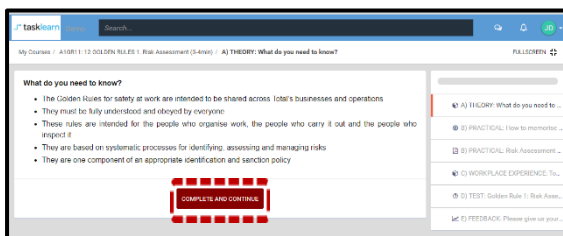
eFront will open on the “MY COURSES” page, with a list of modules assigned to you

The course catalogue has 2 “VIEWS”



2. Click on the chosen module to start

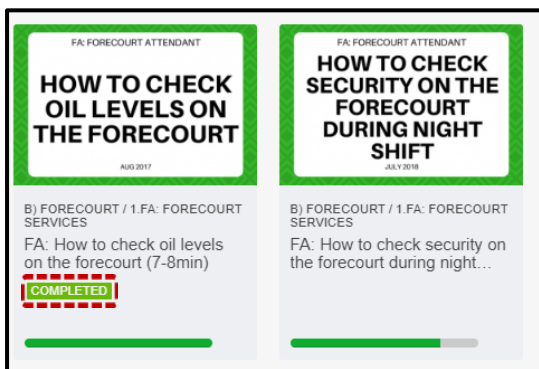
2.1. Click on “START COURSE” to start with the first unit, A)



2.2. The module will start with Unit A). Work through the unit and click on “COMPLETE AND CONTINUE”

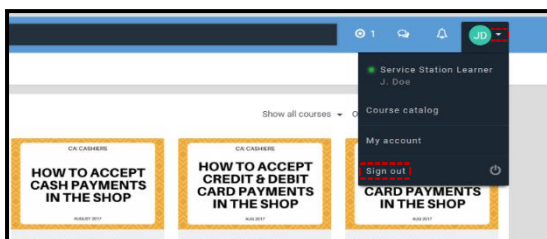
All units, A), B), C), D) must be completed sequentially however, you can revisit completed units

The purpose of the “E) FEEDBACK” unit is to provide you with a platform to give feedback on, and score the module



All completed modules show a green “COMPLETED” and a green bar below (next to) the module

Progress within a module is shown as a shorter green line (in progress) below (next to) the module



3. If you want to logout, click on the “ARROW “pointing down next to your initials in the top right corner then click on “SIGN OUT”

Employees can log out during a module, and another person can log in and no progress will be lost.

Remember to always log out after you have completed your module(s) to allow the next person to log in with their login details.

If you require any assistance, please contact us on:

	Call +27 76 621 2571	Need Support? Call Us
	support@tasklearn.co.za support@tasksafe.co.za	Need Support? Email Us
	WhatsApp +27 12 804 5066	Need Support? WhatsApp Us
     		